



Ceylon Pellets



# Healthy Kitty



Healthy Home, Healthy Cat,  
Product of Ceylon Pellets  
**NATURALLY FRESH SCENT**  
**RICE HUSK PELLETS**



100% Natural Rice Husk

# ORIGINAL

NON-CLUMPING LITTER

**BEST NATURAL ODOR CONTROL**

**WITH NO ADDED FRAGRANCES**



100%  
Chemical Free



Sustainably  
Sourced Rice  
Husk



# Healthy Kitty

Healthy Home, Healthy Cat,  
Product of Ceylon Pellets

## YOUR CHOICE OF CAT LITTER MATTERS

Our cats aren't just pets, they're members of our family. And just like the people we love, we want the very best for our healthy companions. That's why we developed 100% Natural Rice Husk litter that eliminates odors naturally, without any harsh chemicals or messy clouds of dust. So, if you take steps each day to keep your home healthy and chemical-free, it's time to choose a litter that will make your job easier: Rice Husk Pellets.



### Highly Absorbent

Rice Husk Litter purify cation process dehydrates pine fibers, allowing them to absorb liquid like thousands of tiny sponges! Your cat's mer box will stay fresh and dry, making clean-up easy.



### Low Dust

Rice Husk Litter lerves no messy cloud of dust. It's the smart choice for the cat and your home.



### Eliminates Tough Odors

Rice Husk Litter neutralizes strong odors on contact, leaving your Highly absorbent rice husk litter binds directly to way for good.



### 100% Natural

Rice husk Litter uses the odor fighting powers of 100% Natural rice husk instead of harsh chemicals or synthetic perfumes. It's the smart choice for the health of your cat and home.



# Healthy Kitty

Healthy Home, Healthy Cat,  
Product of Ceylon Pellets

## TRANSITIONING A FINICKY CAT?

Step 1



Pour 1 inch of Rice husk Litter Pellets into a clean litter box and add 1-2 inches of your old litter brand on top of the Rice husk Pellets. Do not mix your cat will mix as it is used.

Step 2



The next time you change the litter box, fill with 1 inch of Rice husk Litter Pellets and a lesser amount of your old litter brand. Repeat this for 3 to 4 changes, lessening the amount of your old litter each time.

Step 3



Fill litter box with 1 inch of Rice husk Litter Pellets. At this point the transition should be complete However, some cats do need more time, so don't give up! Repeat step 2 as needed, knowing that you are making a smart choice for the health of your cat and home.

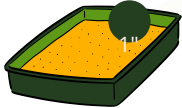


Other Brand



Rice Husk Pellets

## INSTRUCTIONS FOR USE



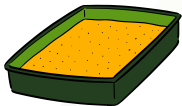
### Step 1

Pour 1 inch of Rice Husk Litter Pellets into a clean litter box



### Step 2

Scoop and discard solid waste daily




### Step 3

Shake box to reveal fresh dry pellets



### Step 4

Change litter



### Cat, Litter Health Facts

Serving size: 1 inch

Ingredients:

100% natural rice husk

chemicals 0g

0%

addictives 0g

0%

acritical fragrance 0g

0%

natural

100%

Percentage Daily Values are based on a 100% satisfaction guarantee





📍 Ceylon Pellets, Kalmunai Road,  
Ampara, Sri Lanka.

☎ +94 76912 3453 / +94 77355 8534

@ ceylonhuskproducts@gmail.com

🌐 www.ceylonhuskproducts.com

# Healthy Kitty

Healthy Home, Healthy Cat

**Proudly Made in Sri Lanka**

## **WARNING**

Healthy Kitty Rice Husk Cat Litter must be kept dry. To protect from moisture do not keep outside. Rice husk pellets are not for human animal consumption.

